

Scaled data based on original data using
LM-79-08 Approved Method: Electrical and Photometric Measurements of Solid-
State Lighting Products

Test Report Prepared for
Cooper Lighting Solutions
(formerly Eaton)

Brand: McGRAW-EDISON

Report Number: P200211

Luminaire Tested: **GWC-AF-01-LED-E1-T4W-600**

Issue Date: 3/3/2020

Test Information

Test Method: LM-79-08
Report Number: P200211
TEST IS SCALED FROM IESNA LM-79-08 TEST DATA (P24147)
Test Lab: INNOVATION CENTER P2
Issue Date: 3/3/2020
Manufacturer: COOPER LIGHTING SOLUTIONS (FORMERLY EATON)
Product Line: MCGRAW-EDISON
Catalog Number: GWC-AF-01-LED-E1-T4W-600
Description: GALLEON WALL LUMINAIRE
(1) 70 CRI, 4000K, 615mA LIGHTSQUARE WITH 16 LEDS EACH AND TYPE IV WIDE OPTICS
Light Source: -
Ballast/Driver: ELECTRONIC DRIVER

Summary

Lumens per Lamp: N/A
Luminaire Lumens: 4254.5 lumens
Efficiency: N/A
Efficacy: 125.1 lumens/watt
Luminous Opening: Rectangular (W 0.5' x L: 0.5' x H: 0')
IES Classification: Type IV - Short - Semi-Cutoff
BUG Rating: B1 - U0 - G1

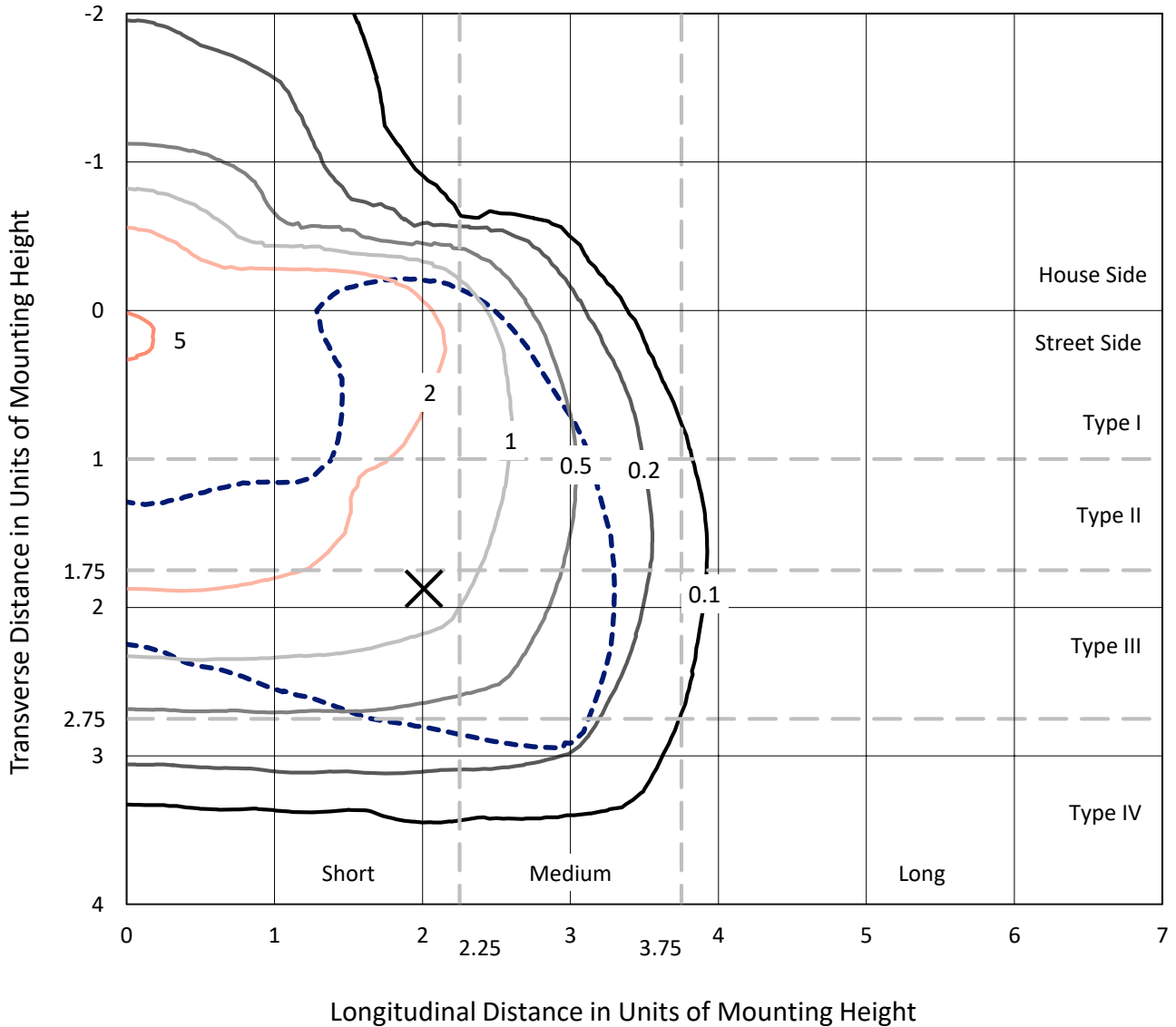
Input Watts (W): 34
Input Voltage (V): NR
Input Current (Ain): NR
Voltage Rise (V): NR
Power Factor: NR
Total Harmonic Distortion (THDi): NR
Frequency (hertz): 60
Stabilization Time: NR
Operation Time: NR
Ambient Temperature (°C): NR
Test Distance: 25 FT



REPORT NUMBER: P200211
 CATALOG NUMBER: GWC-AF-01-LED-E1-T4W-600

Iso-Footcandle Lines of Horizontal Illumination

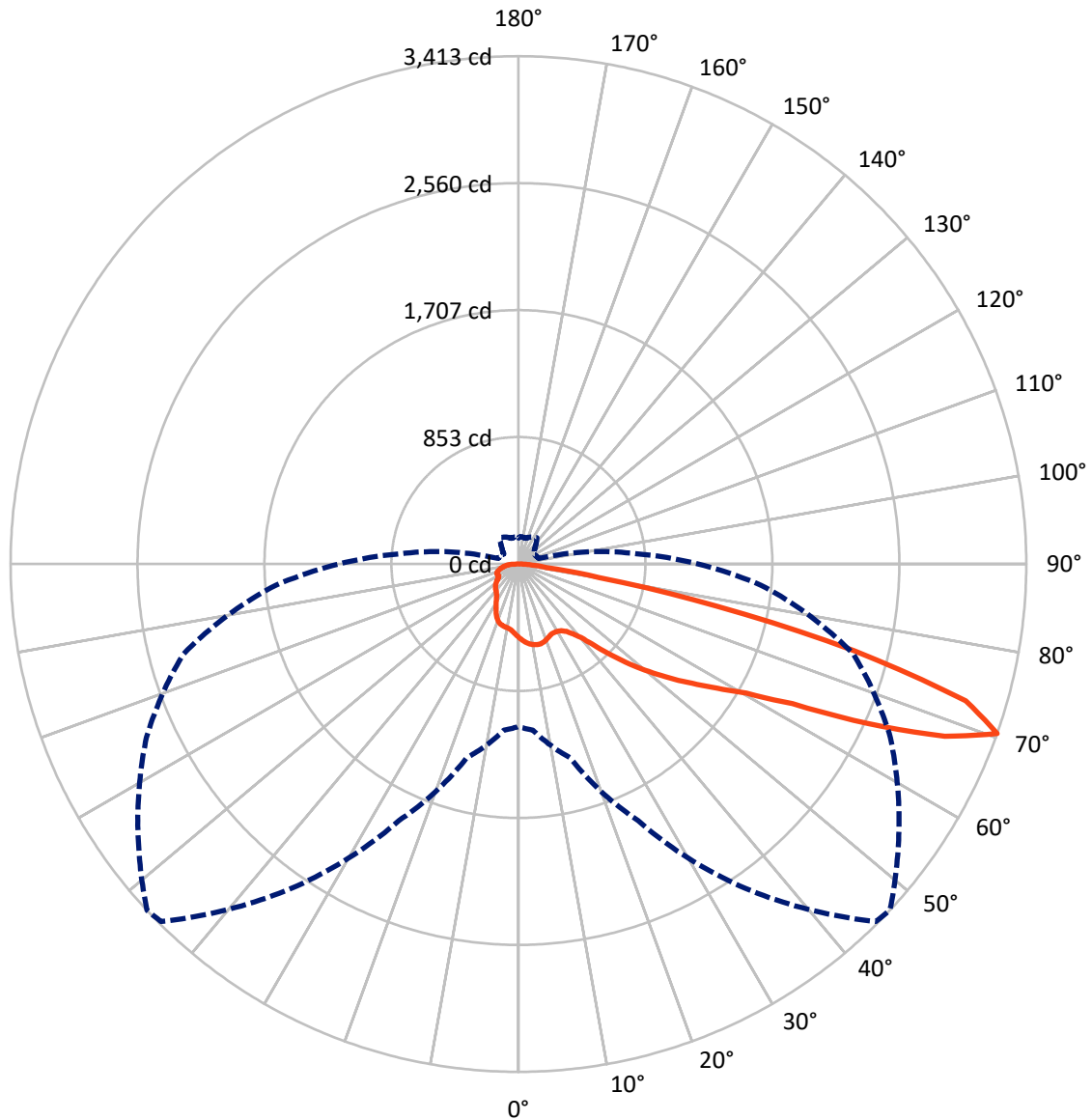
✕ Max cd
 - - - 1/2 Max cd



Based on 10 foot mounting height. Maximum calculated value = 5.7 fc
 Type IV - Short - Semi-Cutoff

REPORT NUMBER: P200211
CATALOG NUMBER: GWC-AF-01-LED-E1-T4W-600

Luminous Intensity Polar Plot



— Vertical Plane Through 47-Deg Lateral - - - Horizontal Cone Through 70-Deg Vertical

REPORT NUMBER: P200211

CATALOG NUMBER: GWC-AF-01-LED-E1-T4W-600

FLUX DISTRIBUTION:

		Downward	Upward	Total
House Side	Lumens	887.6	0.0	887.6
	% Fixture	20.9	0.0	20.9
Street Side	Lumens	3366.9	0.0	3366.9
	% Fixture	79.1	0.0	79.1
Total	Lumens	4254.5	0.0	4254.5
	% Fixture	100.0	0.0	100.0

ZONAL LUMENS:

Zone	Lumens	% Fixture
0°-10°	47.3	1.1
10°-20°	138.8	3.3
20°-30°	204.9	4.8
30°-40°	297.8	7.0
40°-50°	536.0	12.6
50°-60°	928.6	21.8
60°-70°	1325.4	31.2
70°-80°	680.4	16.0
80°-90°	95.3	2.2
90°-100°	0.0	0.0
100°-110°	0.0	0.0
110°-120°	0.0	0.0
120°-130°	0.0	0.0
130°-140°	0.0	0.0
140°-150°	0.0	0.0
150°-160°	0.0	0.0
160°-170°	0.0	0.0
170°-180°	0.0	0.0
0°-90°	4254.5	100.0
0°-180°	4254.5	100.0

Coefficient of Utilization



REPORT NUMBER: P200211

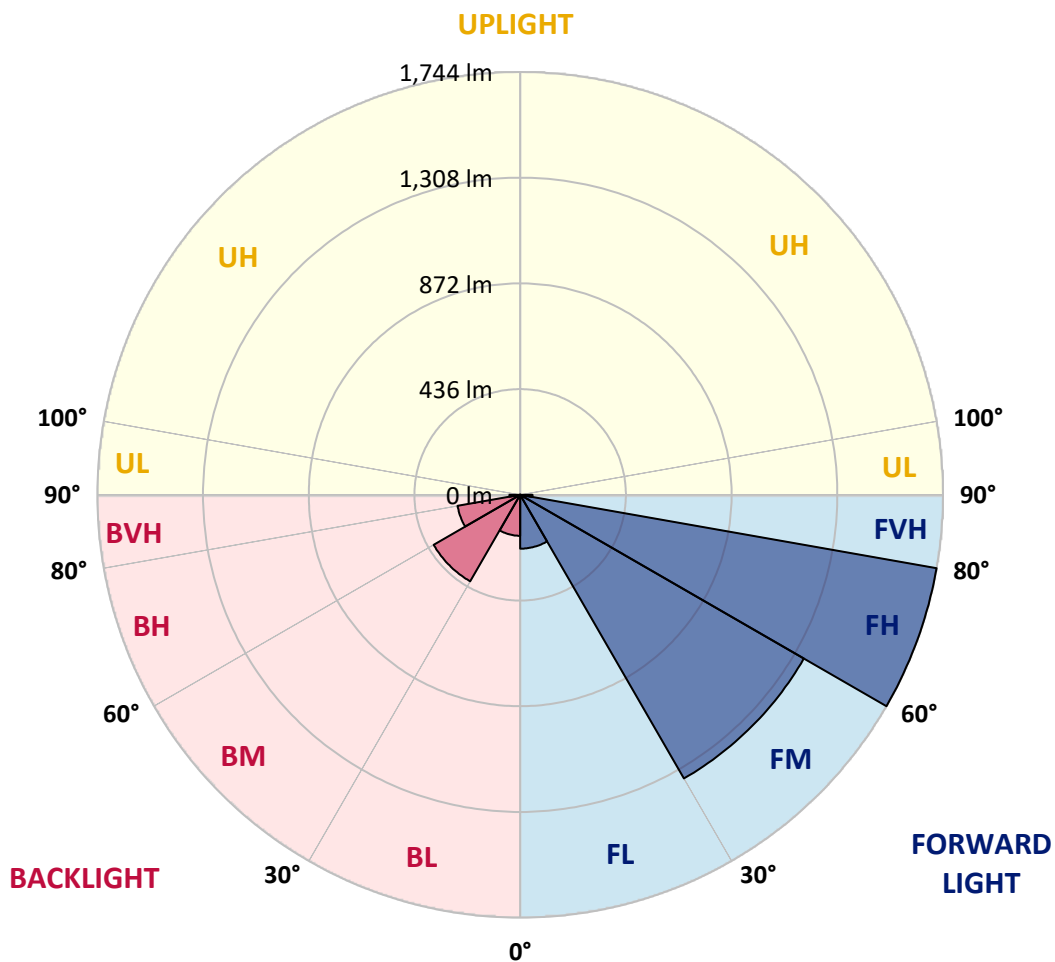
CATALOG NUMBER: GWC-AF-01-LED-E1-T4W-600

LUMINAIRE CLASSIFICATION SYSTEM LUMEN TABLE AND BUG RATING:

Zone		Lumens	% Fixture	Zone Rating/Lumen Limit		
				B	U	G
FL	(0°-30°)	222.0	5.2			
FM	(30°-60°)	1350.5	31.7			
FH	(60°-80°)	1743.6	41.0			G1/1800
FVH	(80°-90°)	50.8	1.2			G1/100
BL	(0°-30°)	169.0	4.0	B1/500		
BM	(30°-60°)	412.0	9.7	B1/1000		
BH	(60°-80°)	262.2	6.2	B1/500		G1/500
BVH	(80°-90°)	44.4	1.0			G1/100
UL	(90°-100°)	0.0	0.0		U0/0	
UH	(100°-180°)	0.0	0.0		U0/0	

BUG Rating: B1-U0-G1

Type IV Short





REPORT NUMBER: P200211
 CATALOG NUMBER: GWC-AF-01-LED-E1-T4W-600

CANDELA DISTRIBUTION (FULL):

	0°	5°	15°	25°	35°	45°	47°	55°	65°	75°	85°
0°	493.7	493.7	493.7	493.7	493.7	493.7	493.7	493.7	493.7	493.7	493.7
2.5°	522.6	521.6	521.2	520.4	519.4	514.1	513.1	509.4	504.2	498.8	493.3
5°	557.0	556.8	554.5	550.3	543.7	532.3	529.7	520.6	508.3	496.5	484.8
7.5°	587.2	585.3	581.0	572.8	561.1	545.6	541.9	529.3	512.5	496.3	480.4
10°	609.4	608.3	598.8	587.4	572.3	555.2	550.8	536.7	518.3	497.8	477.9
12.5°	622.0	619.9	609.0	595.3	577.3	560.5	556.2	541.9	521.2	497.8	474.4
15°	621.1	619.7	608.8	593.8	575.6	560.9	557.0	542.7	520.6	495.7	469.8
17.5°	604.6	605.2	595.9	581.2	566.3	555.2	551.6	538.4	516.4	491.6	464.4
20°	575.6	578.5	572.3	559.2	551.0	543.3	541.0	529.9	510.0	485.6	458.7
22.5°	546.7	549.3	546.9	535.9	534.6	530.1	528.9	520.8	504.4	481.8	455.1
25°	525.3	527.8	527.4	517.8	521.6	521.4	520.4	516.4	503.2	481.8	455.7
27.5°	519.6	520.4	519.6	510.9	516.0	520.2	519.4	518.7	506.9	487.8	463.6
30°	539.4	538.2	531.7	514.1	518.9	524.7	523.9	524.3	518.0	503.6	481.2
32.5°	618.7	613.1	592.8	543.3	530.7	533.8	534.2	541.0	542.1	527.8	508.5
35°	737.2	731.1	704.8	621.5	567.3	556.6	556.6	566.9	573.2	562.6	551.0
37.5°	862.9	856.1	842.0	730.0	644.4	596.1	595.1	602.3	611.2	613.7	616.6
40°	1005.8	998.5	1002.4	851.7	751.8	664.6	649.9	644.8	668.8	684.7	707.9
42.5°	1162.0	1158.7	1160.1	987.2	874.1	767.1	746.1	719.4	748.5	776.8	825.4
45°	1306.7	1309.6	1308.1	1132.4	1010.3	892.1	869.9	818.2	846.6	895.2	974.5
47.5°	1433.4	1421.3	1440.0	1291.0	1162.8	1032.1	1004.6	935.4	964.1	1024.2	1158.3
50°	1587.1	1585.5	1558.2	1502.5	1347.2	1172.5	1136.7	1056.4	1101.1	1184.6	1389.9
52.5°	1748.7	1718.8	1693.7	1667.0	1542.8	1316.6	1272.8	1177.1	1262.2	1367.1	1672.2
55°	1781.9	1768.5	1799.5	1844.4	1731.3	1466.3	1415.2	1328.4	1443.5	1575.8	1997.8
57.5°	1852.7	1852.5	1916.6	1996.7	1925.5	1625.0	1573.5	1511.2	1647.4	1814.8	2343.5
60°	1900.5	1913.9	2033.2	2188.6	2116.2	1808.4	1761.0	1722.0	1879.2	2082.0	2665.5
62.5°	1925.5	1943.7	2106.5	2266.4	2385.6	2113.7	2066.3	2010.2	2185.9	2375.1	2853.8
65°	1821.5	1857.3	2095.1	2333.7	2621.6	2608.6	2587.2	2488.7	2569.4	2606.7	2785.8
67.5°	1533.3	1569.9	1846.9	2271.0	2790.1	3085.8	3090.4	2922.2	2805.4	2626.6	2342.1
70°	1092.4	1121.3	1350.3	1904.0	2661.8	3397.8	3413.3	3121.8	2758.4	2329.4	1636.4
72.5°	518.7	536.3	753.2	1239.2	2112.2	3113.1	3143.2	2866.9	2345.5	1724.6	892.7
75°	190.7	196.0	254.6	527.2	1225.1	2295.8	2331.2	2055.1	1554.9	858.6	340.0
77.5°	114.3	117.7	142.8	222.5	481.8	1312.2	1364.6	1117.7	679.5	319.6	167.3
80°	79.9	82.3	102.5	138.5	227.7	500.0	546.7	456.2	270.8	202.2	121.7
82.5°	54.0	55.2	72.0	93.6	151.3	178.6	192.7	202.9	182.6	150.5	77.2
85°	35.4	36.6	48.9	61.7	96.3	92.3	94.4	119.4	133.3	102.3	42.9
87.5°	20.3	21.1	29.4	32.9	47.2	39.1	39.5	62.9	85.3	68.9	26.1
90°	0.0	0.0	0.0	0.0	0.0	0.0	0.0	0.0	0.0	0.0	0.0



REPORT NUMBER: P200211
 CATALOG NUMBER: GWC-AF-01-LED-E1-T4W-600

CANDELA DISTRIBUTION (continued):

	90°	95°	105°	115°	125°	135°	145°	155°	165°	175°	180°
0°	493.7	493.7	493.7	493.7	493.7	493.7	493.7	493.7	493.7	493.7	493.7
2.5°	491.8	489.1	483.1	479.4	475.9	475.1	473.5	473.3	473.1	473.1	472.5
5°	480.8	476.3	467.0	461.8	457.5	457.1	456.8	457.9	458.3	458.7	458.1
7.5°	473.7	467.6	455.9	448.6	443.3	442.1	444.2	449.0	452.0	453.3	452.7
10°	469.4	461.8	448.4	440.3	435.9	435.3	437.9	443.6	450.0	452.5	452.2
12.5°	464.4	455.7	441.5	433.0	430.6	431.8	435.3	440.5	447.0	451.0	451.2
15°	459.5	449.4	434.7	427.2	426.2	427.8	431.2	435.1	440.3	444.2	444.6
17.5°	453.5	442.9	428.2	420.5	419.7	420.5	420.8	422.9	426.2	429.9	431.0
20°	447.0	436.3	421.0	413.4	409.6	406.3	402.5	402.9	404.1	407.7	408.6
22.5°	442.5	431.8	415.4	404.9	395.0	384.9	377.6	376.5	377.0	380.0	381.0
25°	442.9	431.6	414.0	395.8	374.0	358.0	348.1	346.5	346.3	348.5	350.1
27.5°	451.0	439.7	419.3	386.5	351.3	327.7	317.1	315.9	314.1	314.9	316.5
30°	469.0	458.5	432.4	377.0	326.6	297.9	286.8	285.6	283.4	282.3	283.6
32.5°	498.4	489.7	451.4	367.9	302.0	272.4	261.2	258.5	257.1	255.8	256.9
35°	547.3	543.5	476.9	357.8	280.3	252.8	242.5	238.4	236.4	238.7	240.3
37.5°	623.8	625.9	510.2	342.4	263.5	239.7	231.2	226.5	223.3	225.2	227.1
40°	732.3	733.8	547.1	320.4	249.0	232.0	222.9	218.6	214.2	210.9	210.7
42.5°	874.7	860.0	583.3	296.6	232.2	227.3	217.2	211.8	205.1	196.0	194.2
45°	1043.6	992.1	610.8	269.2	213.4	221.5	210.7	203.3	192.9	183.0	182.0
47.5°	1238.2	1133.8	624.2	240.9	195.8	213.0	202.9	191.1	178.0	173.1	172.4
50°	1475.8	1302.1	630.6	213.4	180.4	201.8	191.5	177.6	166.6	165.6	165.0
52.5°	1746.3	1504.6	632.7	190.9	167.9	187.3	182.2	168.7	160.0	160.8	160.8
55°	2029.4	1713.5	604.6	174.5	156.3	172.4	175.9	165.2	157.9	161.2	162.4
57.5°	2289.4	1898.8	516.0	161.8	145.3	161.0	173.7	168.5	163.5	177.0	177.8
60°	2488.9	2008.4	385.4	150.5	137.2	157.1	179.6	181.1	182.4	214.4	218.8
62.5°	2530.8	1971.9	264.9	141.6	133.5	160.4	190.7	190.9	189.3	211.8	214.4
65°	2338.9	1741.6	192.7	136.6	130.4	166.4	200.0	195.6	186.1	203.1	198.0
67.5°	1857.5	1312.0	160.4	132.9	125.8	166.0	209.9	200.0	184.2	198.9	190.9
70°	1205.6	793.4	142.8	129.8	120.5	158.1	215.6	199.6	178.8	185.1	175.5
72.5°	588.2	354.8	131.0	125.2	114.9	147.2	215.4	195.8	173.3	172.9	167.7
75°	230.2	162.4	120.3	118.4	105.4	134.7	209.7	190.4	166.6	160.0	158.1
77.5°	134.7	115.9	106.6	108.2	94.0	122.3	201.2	181.1	157.5	149.7	147.6
80°	98.1	86.7	90.8	93.6	80.3	109.9	189.8	169.7	147.4	151.3	148.4
82.5°	62.9	55.9	73.7	76.4	66.9	97.3	177.4	157.7	133.1	120.9	117.9
85°	32.1	35.4	54.8	58.2	51.6	79.9	162.2	141.8	116.9	100.6	102.3
87.5°	18.0	24.2	35.0	39.1	36.4	61.5	131.7	116.9	95.4	77.6	68.3
90°	0.0	0.0	0.0	0.0	0.0	0.0	0.0	0.0	0.0	0.0	0.0

(END OF REPORT)